

**SUMMARY OF APPROPRIATIONS, ALLOTMENTS, OBLIGATIONS, DISBURSEMENTS AND BALANCES BY OBJECT OF EXPENDITURES**  
As at the Quarter Ending December 31, 2023

Department : Department of Labor and Employment (DOLE)  
 Agency/Entity : Technical Education and Skills Development Authority  
 Operating Unit : Cagayan de Oro (BUGO) School of Arts and Trades  
 Organization Code (UACS) : 16 009 1600044  
 Fund Cluster : 01 - Regular Agency Fund  
 (e.g. UACS Fund Cluster: 01-Regular Agency Fund, 02-Foreign Assisted Projects Fund, 03-Special Account-Locally Funded/Domestic Grants Fund, and 04-Special Account-Foreign Assisted/Foreign Grants Fund)

X	Current Year Appropriations
	Supplemental Appropriations
	Continuing Appropriations


Particulars	UACS CODE	Appropriations										Allotments					Disbursements					Balances			
		Authorized Appropriations	Adjustments		Allotments Received	Adjustments		Transfer To	Transfer From	Adjusted Allotments	1st Quarter Ending March 31	2nd Quarter Ending June 30	3rd Quarter Ending September 30	4th Quarter Ending December 31	Total	1st Quarter Ending March 31	2nd Quarter Ending June 30	3rd Quarter Ending September 30	4th Quarter Ending December 31	Total	Unreleased Appropriations	Unobligated Allotments	Unpaid Obligations (15-20)=(23+24)		
		4	(Transfer To/From, Modifications/ Augmentations)	5=(3+4)	6	(Reductions, Modifications/ Augmentations)	7	8	9	10=(6+(7)-5+9)	11	12	13	14	15=(11+12+13+14)	16	17	18	19	20=(16+17+18+19)	21=(5-10)	22=(10-15)	Due and Demandable	Not Yet Due and Demandable	
<b>SUMMARY</b>		<b>20,345,000.00</b>	<b>8,276,807.67</b>	<b>28,621,807.67</b>	<b>20,345,000.00</b>	<b>672,940.00</b>	<b>0.00</b>	<b>7,603,867.67</b>	<b>28,621,807.67</b>	<b>4,471,785.67</b>	<b>6,030,184.25</b>	<b>7,736,061.44</b>	<b>10,294,720.18</b>	<b>28,532,751.54</b>	<b>4,471,785.67</b>	<b>6,030,184.25</b>	<b>7,736,061.44</b>	<b>9,987,066.96</b>	<b>28,225,098.32</b>	<b>0.00</b>	<b>89,056.13</b>	<b>0.00</b>	<b>307,653.22</b>		
<b>A. AGENCY SPECIFIC BUDGET</b>		<b>18,799,000.00</b>	<b>6,767,898.03</b>	<b>25,566,898.03</b>	<b>18,799,000.00</b>	<b>0.00</b>	<b>0.00</b>	<b>6,767,898.03</b>	<b>25,566,898.03</b>	<b>4,150,469.67</b>	<b>4,906,764.78</b>	<b>7,211,620.04</b>	<b>9,232,492.66</b>	<b>25,501,347.15</b>	<b>4,150,469.67</b>	<b>4,906,764.78</b>	<b>7,211,620.04</b>	<b>8,924,839.44</b>	<b>25,193,693.93</b>	<b>0.00</b>	<b>65,550.88</b>	<b>0.00</b>	<b>307,653.22</b>		
Personnel Services		16,586,000.00	7,973,898.03	24,559,898.03	16,586,000.00	1,206,000.00	0.00	6,767,898.03	24,559,898.03	4,091,716.59	4,582,185.87	6,920,477.04	8,965,518.53	24,559,898.03	4,091,716.59	4,582,185.87	6,920,477.04	8,657,865.31	24,252,244.81	0.00	0.00	0.00	307,653.22		
Salaries and Wages		12,886,000.00	4,525,137.84	17,411,137.84	12,886,000.00	4,243,960.32	0.00	281,177.52	17,411,137.84	3,788,619.73	4,266,097.68	4,806,366.38	4,550,054.05	17,411,137.84	3,788,619.73	4,266,097.68	4,806,366.38	4,515,400.83	17,376,484.62	0.00	0.00	0.00	34,653.22		
Salaries and Wages - Regular	5010101000	12,886,000.00	4,243,960.32	17,129,960.32	12,886,000.00	4,243,960.32	0.00	0.00	17,129,960.32	3,741,768.21	4,187,213.30	4,751,986.70	4,448,992.11	17,129,960.32	3,741,768.21	4,187,213.30	4,751,986.70	4,414,338.89	17,095,307.10	0.00	0.00	0.00	34,653.22		
Basic Salary - Civilian	5010101001	12,886,000.00	4,243,960.32	17,129,960.32	12,886,000.00	4,243,960.32	0.00	0.00	17,129,960.32	3,741,768.21	4,187,213.30	4,751,986.70	4,448,992.11	17,129,960.32	3,741,768.21	4,187,213.30	4,751,986.70	4,414,338.89	17,095,307.10	0.00	0.00	0.00	34,653.22		
Salaries and Wages - Casual/Contractual	5010102000	0.00	281,177.52	281,177.52	0.00	0.00	0.00	281,177.52	281,177.52	46,851.52	78,884.38	54,379.68	101,061.94	281,177.52	46,851.52	78,884.38	54,379.68	101,061.94	281,177.52	0.00	0.00	0.00	0.00		
Other Compensation		3,308,000.00	2,520,717.07	5,828,717.07	3,308,000.00	2,520,717.07	0.00	0.00	5,828,717.07	234,818.18	201,826.09	2,008,061.00	3,384,011.80	5,828,717.07	234,818.18	201,826.09	2,008,061.00	3,111,011.80	5,555,717.07	0.00	0.00	0.00	273,000.00		
Personal Economic Relief Allowance (PERA)	5010201000	696,000.00	240,644.27	936,644.27	696,000.00	240,644.27	0.00	0.00	936,644.27	234,818.18	201,826.09	272,000.00	228,000.00	936,644.27	234,818.18	201,826.09	272,000.00	228,000.00	936,644.27	0.00	0.00	0.00	0.00		
PERA - Civilian	5010201001	696,000.00	240,644.27	936,644.27	696,000.00	240,644.27	0.00	0.00	936,644.27	234,818.18	201,826.09	272,000.00	228,000.00	936,644.27	234,818.18	201,826.09	272,000.00	228,000.00	936,644.27	0.00	0.00	0.00	0.00		
Representation Allowance (RA)	5010202000	0.00	60,000.00	60,000.00	0.00	60,000.00	0.00	0.00	60,000.00	0.00	0.00	10,000.00	50,000.00	60,000.00	0.00	0.00	10,000.00	50,000.00	60,000.00	0.00	0.00	0.00	0.00		
Transportation Allowance (TA)	5010203000	0.00	60,000.00	60,000.00	0.00	60,000.00	0.00	0.00	60,000.00	0.00	0.00	10,000.00	50,000.00	60,000.00	0.00	0.00	10,000.00	50,000.00	60,000.00	0.00	0.00	0.00	0.00		
Transportation Allowance (TA)	5010203001	0.00	60,000.00	60,000.00	0.00	60,000.00	0.00	0.00	60,000.00	0.00	0.00	10,000.00	50,000.00	60,000.00	0.00	0.00	10,000.00	50,000.00	60,000.00	0.00	0.00	0.00	0.00		
Clothing/Uniform Allowance	5010204000	174,000.00	66,000.00	240,000.00	174,000.00	66,000.00	0.00	0.00	240,000.00	0.00	0.00	240,000.00	0.00	240,000.00	0.00	0.00	240,000.00	0.00	240,000.00	0.00	0.00	0.00	0.00		
Clothing/Uniform Allowance - Civilian	5010204001	174,000.00	66,000.00	240,000.00	174,000.00	66,000.00	0.00	0.00	240,000.00	0.00	0.00	240,000.00	0.00	240,000.00	0.00	0.00	240,000.00	0.00	240,000.00	0.00	0.00	0.00	0.00		
Year End Bonus	5010214000	1,074,000.00	388,011.80	1,462,011.80	1,074,000.00	388,011.80	0.00	0.00	1,462,011.80	0.00	0.00	0.00	1,462,011.80	0.00	0.00	0.00	1,462,011.80	1,462,011.80	1,462,011.80	0.00	0.00	0.00	0.00		
Bonus - Civilian	5010214001	1,074,000.00	388,011.80	1,462,011.80	1,074,000.00	388,011.80	0.00	0.00	1,462,011.80	0.00	0.00	0.00	1,462,011.80	0.00	0.00	0.00	1,462,011.80	1,462,011.80	1,462,011.80	0.00	0.00	0.00	0.00		
Cash Gift	5010215000	145,000.00	53,000.00	198,000.00	145,000.00	53,000.00	0.00	0.00	198,000.00	0.00	0.00	0.00	198,000.00	0.00	0.00	0.00	198,000.00	198,000.00	198,000.00	0.00	0.00	0.00	0.00		
Cash Gift - Civilian	5010215001	145,000.00	53,000.00	198,000.00	145,000.00	53,000.00	0.00	0.00	198,000.00	0.00	0.00	0.00	198,000.00	0.00	0.00	0.00	198,000.00	198,000.00	198,000.00	0.00	0.00	0.00	0.00		
Mid-Year Bonus - Civilian	5010216000	1,074,000.00	402,061.00	1,476,061.00	1,074,000.00	402,061.00	0.00	0.00	1,476,061.00	0.00	0.00	1,476,061.00	0.00	1,476,061.00	0.00	0.00	1,476,061.00	1,476,061.00	1,476,061.00	0.00	0.00	0.00	0.00		
Mid-Year Bonus - Civilian	5010216001	1,074,000.00	402,061.00	1,476,061.00	1,074,000.00	402,061.00	0.00	0.00	1,476,061.00	0.00	0.00	1,476,061.00	0.00	1,476,061.00	0.00	0.00	1,476,061.00	1,476,061.00	1,476,061.00	0.00	0.00	0.00	0.00		
Other Bonuses and Allowances	5010299000	145,000.00	1,251,000.00	1,396,000.00	145,000.00	1,251,000.00	0.00	0.00	1,396,000.00	0.00	0.00	0.00	1,396,000.00	0.00	0.00	0.00	1,123,000.00	1,123,000.00	1,123,000.00	0.00	0.00	0.00	273,000.00		
Collective Negotiation Agreement Incentive - Civilian	5010299011	0.00	1,206,000.00	1,206,000.00	0.00	1,206,000.00	0.00	0.00	1,206,000.00	0.00	0.00	0.00	1,206,000.00	0.00	0.00	0.00	933,000.00	933,000.00	933,000.00	0.00	0.00	0.00	273,000.00		
Productivity Enhancement Incentive - Civilian	5010299012	145,000.00	45,000.00	190,000.00	145,000.00	45,000.00	0.00	0.00	190,000.00	0.00	0.00	0.00	190,000.00	0.00	0.00	0.00	190,000.00	190,000.00	190,000.00	0.00	0.00	0.00	0.00		
<b>Personnel Benefit Contributions</b>		<b>360,000.00</b>	<b>372,063.80</b>	<b>732,063.80</b>	<b>360,000.00</b>	<b>372,063.80</b>	<b>0.00</b>	<b>0.00</b>	<b>732,063.80</b>	<b>68,278.68</b>	<b>114,262.10</b>	<b>106,049.66</b>	<b>443,473.36</b>	<b>732,063.80</b>	<b>68,278.68</b>	<b>114,262.10</b>	<b>106,049.66</b>	<b>443,473.36</b>	<b>732,063.80</b>	<b>0.00</b>	<b>0.00</b>	<b>0.00</b>	<b>0.00</b>		
Retirement and Life Insurance Premiums	5010301000	0.00	301,449.80	301,449.80	0.00	301,449.80	0.00	0.00	301,449.80	0.00	0.00	0.00	301,449.80	0.00	0.00	0.00	301,449.80	301,449.80	301,449.80	0.00	0.00	0.00	0.00		
Pag-IBIG Contributions	5010302000	35,000.00	11,900.00	46,900.00	35,000.00	11,900.00	0.00	0.00	46,900.00	8,000.00	15,900.00	7,800.00	15,200.00	46,900.00	8,000.00	15,900.00	7,800.00	15,200.00	46,900.00	0.00	0.00	0.00	0.00		
Pag-IBIG - Civilian	5010302001	35,000.00	11,900.00	46,900.00	35,000.00	11,900.00	0.00	0.00	46,900.00	8,000.00	15,900.00	7,800.00	15,200.00	46,900.00	8,000.00	15,900.00	7,800.00	15,200.00	46,900.00	0.00	0.00	0.00	0.00		
PhilHealth Contributions	5010303000	290,000.00	47,014.00	337,014.00	290,000.00	47,014.00	0.00	0.00	337,014.00	53,078.68	86,762.10	86,449.66	110,723.56	337,014.00	53,078.68	86,762.10	86,449.66	110,723.56	337,014.00	0.00	0.00	0.00	0.00		
PhilHealth - Civilian	5010303001	290,000.00	47,014.00	337,014.00	290,000.00	47,014.00	0.00	0.00	337,014.00	53,078.68	86,762.10	86,449.66	110,723.56	337,014.00	53,078.68	86,762.10	86,449.66	110,723.56	337,014.00	0.00	0.00	0.00	0.00		
Employees Compensation Insurance Premiums	5010304000	35,000.00	11,700.00	46,700.00	35,000.00	11,700.00	0.00	0.00	46,700.00	7,200.00	11,600.00	11,800.00	16,100.00	46,700.00	7,200.00	11,600.00	11,800.00	16,100.00	46,700.00	0.00	0.00	0.00	0.00		
ECP - Civilian	5010304001	35,000.00	11,700.00	46,700.00	35,000.00	11,700.00	0.00	0.00	46,700.00	7,200.00	11,600.00	11,800.00	16,100.00	46,700.00	7,200.00	11,600.00	11,800.00	16,100.00	46,700.00	0.00	0.00	0.00	0.00		
<b>Other Personnel Benefits</b>		<b>32,000.00</b>	<b>555,979.32</b>	<b>587,979.32</b>	<b>32,000.00</b>	<b>(5,930,741.19)</b>	<b>0.00</b>	<b>6,486,720.51</b>	<b>587,979.32</b>	<b>0.</b>															


Department : Department of Labor and Employment (DOLE)  
 Agency/Entity : Technical Education and Skills Development Authority  
 Operating Unit : Cagayan de Oro (BUGO) School of Arts and Trades  
 Organization Code (UACS) : 16 009 1600044  
 Fund Cluster : 01 - Regular Agency Fund

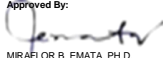
X	Current Year Appropriations
	Supplemental Appropriations
	Continuing Appropriations

(e.g. UACS Fund Cluster: 01-Regular Agency Fund, 02-Foreign Assisted Projects Fund, 03-Special Account-Locally Funded/Domestic Grants Fund, and 04-Special Account-Foreign Assisted/Foreign Grants Fund)

Particulars	UACS CODE	Appropriations				Allotments				Obligations					Disbursements					Balances			
		Authorized Appropriations	Adjustments (Transfer To/From, Modifications/ Augmentations)	Adjusted Appropriations	Allotments Received	Adjustments (Reductions, Modifications/ Augmentations)	Transfer To	Transfer From	Adjusted Allotments	1st Quarter Ending	2nd Quarter Ending	3rd Quarter Ending	4th Quarter Ending	Total	1st Quarter Ending	2nd Quarter Ending	3rd Quarter Ending	4th Quarter Ending	Total	Unreleased Appropriations	Unobligated Allotments	Unpaid Obligations (15-20)=(23+24)	
										March 31	June 30	September 30	December 31		March 31	June 30	September 30	December 31				Due and Demandable	Not Yet Due and Demandable
1	2	3	4	5=(3+4)	6	7	8	9	10=(6+(-7))-8+9	11	12	13	14	15=(11+12+13+14)	16	17	18	19	20=(16+17+18+19)	21=(5-10)	22=(10-15)	23	24
Electricity Expenses	5020402000	500,000.00	(426,053.76)	73,946.24	500,000.00	(426,053.76)	0.00	0.00	73,946.24	0.00	0.00	0.00	73,946.24	73,946.24	0.00	0.00	0.00	73,946.24	73,946.24	0.00	0.00	0.00	0.00
<b>Communication Expenses</b>		<b>172,000.00</b>	<b>(106,912.00)</b>	<b>65,088.00</b>	<b>172,000.00</b>	<b>(106,912.00)</b>	<b>0.00</b>	<b>0.00</b>	<b>65,088.00</b>	<b>0.00</b>	<b>38,875.71</b>	<b>18,493.00</b>	<b>7,500.00</b>	<b>64,868.71</b>	<b>0.00</b>	<b>38,875.71</b>	<b>18,493.00</b>	<b>7,500.00</b>	<b>64,868.71</b>	<b>0.00</b>	<b>219.29</b>	<b>0.00</b>	<b>0.00</b>
Telephone Expenses	5020502000	52,000.00	(35,912.00)	16,088.00	52,000.00	(35,912.00)	0.00	0.00	16,088.00	0.00	1,794.00	6,794.00	7,500.00	16,088.00	0.00	1,794.00	6,794.00	7,500.00	16,088.00	0.00	0.00	0.00	0.00
Mobile	5020502001	30,000.00	(13,912.00)	16,088.00	30,000.00	(13,912.00)	0.00	0.00	16,088.00	0.00	1,794.00	6,794.00	7,500.00	16,088.00	0.00	1,794.00	6,794.00	7,500.00	16,088.00	0.00	0.00	0.00	0.00
Landline	5020502002	22,000.00	(22,000.00)	0.00	22,000.00	(22,000.00)	0.00	0.00	0.00	0.00	0.00	0.00	0.00	0.00	0.00	0.00	0.00	0.00	0.00	0.00	0.00	0.00	0.00
Internet Subscription Expenses	5020503000	120,000.00	(71,000.00)	49,000.00	120,000.00	(71,000.00)	0.00	0.00	49,000.00	0.00	37,081.71	11,699.00	0.00	48,780.71	0.00	37,081.71	11,699.00	0.00	48,780.71	0.00	219.29	0.00	0.00
<b>General Services</b>		<b>335,000.00</b>	<b>(271,681.13)</b>	<b>63,318.87</b>	<b>335,000.00</b>	<b>(271,681.13)</b>	<b>0.00</b>	<b>0.00</b>	<b>63,318.87</b>	<b>0.00</b>	<b>62,920.26</b>	<b>0.00</b>	<b>0.00</b>	<b>62,920.26</b>	<b>0.00</b>	<b>62,920.26</b>	<b>0.00</b>	<b>0.00</b>	<b>62,920.26</b>	<b>0.00</b>	<b>398.61</b>	<b>0.00</b>	<b>0.00</b>
Security Services	5021203000	335,000.00	(271,681.13)	63,318.87	335,000.00	(271,681.13)	0.00	0.00	63,318.87	0.00	62,920.26	0.00	0.00	62,920.26	0.00	62,920.26	0.00	0.00	62,920.26	0.00	398.61	0.00	0.00
<b>Repairs and Maintenance</b>		<b>100,000.00</b>	<b>(63,000.00)</b>	<b>37,000.00</b>	<b>100,000.00</b>	<b>(63,000.00)</b>	<b>0.00</b>	<b>0.00</b>	<b>37,000.00</b>	<b>0.00</b>	<b>29,225.00</b>	<b>7,650.00</b>	<b>0.00</b>	<b>36,875.00</b>	<b>0.00</b>	<b>29,225.00</b>	<b>7,650.00</b>	<b>0.00</b>	<b>36,875.00</b>	<b>0.00</b>	<b>125.00</b>	<b>0.00</b>	<b>0.00</b>
Repairs and Maintenance - Buildings and Other	5021304000	100,000.00	(63,000.00)	37,000.00	100,000.00	(63,000.00)	0.00	0.00	37,000.00	0.00	29,225.00	7,650.00	0.00	36,875.00	0.00	29,225.00	7,650.00	0.00	36,875.00	0.00	125.00	0.00	0.00
School Buildings	5021304002	100,000.00	(63,000.00)	37,000.00	100,000.00	(63,000.00)	0.00	0.00	37,000.00	0.00	29,225.00	7,650.00	0.00	36,875.00	0.00	29,225.00	7,650.00	0.00	36,875.00	0.00	125.00	0.00	0.00
<b>Taxes, Insurance Premiums and Other Fees</b>		<b>10,000.00</b>	<b>0.00</b>	<b>10,000.00</b>	<b>10,000.00</b>	<b>0.00</b>	<b>0.00</b>	<b>0.00</b>	<b>10,000.00</b>	<b>0.00</b>	<b>10,000.00</b>	<b>0.00</b>	<b>0.00</b>	<b>10,000.00</b>	<b>0.00</b>	<b>10,000.00</b>	<b>0.00</b>	<b>0.00</b>	<b>10,000.00</b>	<b>0.00</b>	<b>0.00</b>	<b>0.00</b>	<b>0.00</b>
Fidelity Bond Premiums	5021502000	10,000.00	0.00	10,000.00	10,000.00	0.00	0.00	0.00	10,000.00	0.00	10,000.00	0.00	0.00	10,000.00	0.00	10,000.00	0.00	0.00	10,000.00	0.00	0.00	0.00	0.00
<b>B. AUTOMATIC APPROPRIATIONS</b>		<b>1,546,000.00</b>	<b>252,013.96</b>	<b>1,798,013.96</b>	<b>1,546,000.00</b>	<b>0.00</b>	<b>0.00</b>	<b>252,013.96</b>	<b>1,798,013.96</b>	<b>321,316.00</b>	<b>524,441.16</b>	<b>524,441.40</b>	<b>404,310.52</b>	<b>1,774,509.08</b>	<b>321,316.00</b>	<b>524,441.16</b>	<b>524,441.40</b>	<b>404,310.52</b>	<b>1,774,509.08</b>	<b>0.00</b>	<b>23,504.88</b>	<b>0.00</b>	<b>0.00</b>
Retirement and Life Insurance Premiums		1,546,000.00	252,013.96	1,798,013.96	1,546,000.00	0.00	0.00	252,013.96	1,798,013.96	321,316.00	524,441.16	524,441.40	404,310.52	1,774,509.08	321,316.00	524,441.16	524,441.40	404,310.52	1,774,509.08	0.00	23,504.88	0.00	0.00
<b>C. SPECIAL PURPOSE FUNDS</b>		<b>0.00</b>	<b>1,256,895.68</b>	<b>1,256,895.68</b>	<b>0.00</b>	<b>672,940.00</b>	<b>0.00</b>	<b>583,955.68</b>	<b>1,256,895.68</b>	<b>0.00</b>	<b>598,978.31</b>	<b>0.00</b>	<b>657,917.00</b>	<b>1,256,895.31</b>	<b>0.00</b>	<b>598,978.31</b>	<b>0.00</b>	<b>657,917.00</b>	<b>1,256,895.31</b>	<b>0.00</b>	<b>0.37</b>	<b>0.00</b>	<b>0.00</b>
Miscellaneous Personnel Benefits Fund		0.00	583,955.68	583,955.68	0.00	672,940.00	0.00	583,955.68	583,955.68	0.00	583,955.68	0.00	0.00	583,955.68	0.00	583,955.68	0.00	0.00	583,955.68	0.00	0.00	0.00	0.00
Other Compensation	5010200000	0.00	583,955.68	583,955.68	0.00	672,940.00	0.00	583,955.68	583,955.68	0.00	583,955.68	0.00	0.00	583,955.68	0.00	583,955.68	0.00	0.00	583,955.68	0.00	0.00	0.00	0.00
Other Bonuses and Allowances		0.00	583,955.68	583,955.68	0.00	672,940.00	0.00	583,955.68	583,955.68	0.00	583,955.68	0.00	0.00	583,955.68	0.00	583,955.68	0.00	0.00	583,955.68	0.00	0.00	0.00	0.00
Performance Based Bonus - Civilian	5010299014	0.00	583,955.68	583,955.68	0.00	672,940.00	0.00	583,955.68	583,955.68	0.00	583,955.68	0.00	0.00	583,955.68	0.00	583,955.68	0.00	0.00	583,955.68	0.00	0.00	0.00	0.00
Penion and Gratuity Fund		0.00	672,940.00	672,940.00	0.00	672,940.00	0.00	0.00	672,940.00	0.00	15,022.63	0.00	657,917.00	672,939.63	0.00	15,022.63	0.00	657,917.00	672,939.63	0.00	0.37	0.00	0.00
Other Personnel Benefits	5010400000	0.00	672,940.00	672,940.00	0.00	672,940.00	0.00	0.00	672,940.00	0.00	15,022.63	0.00	657,917.00	672,939.63	0.00	15,022.63	0.00	657,917.00	672,939.63	0.00	0.37	0.00	0.00
Terminal Leave Benefits		0.00	672,940.00	672,940.00	0.00	672,940.00	0.00	0.00	672,940.00	0.00	15,022.63	0.00	657,917.00	672,939.63	0.00	15,022.63	0.00	657,917.00	672,939.63	0.00	0.37	0.00	0.00
Terminal Leave Benefits - Civilian	5010403001	0.00	672,940.00	672,940.00	0.00	672,940.00	0.00	0.00	672,940.00	0.00	15,022.63	0.00	657,917.00	672,939.63	0.00	15,022.63	0.00	657,917.00	672,939.63	0.00	0.37	0.00	0.00
<b>GRAND TOTAL</b>		<b>20,345,000.00</b>	<b>8,276,807.67</b>	<b>28,621,807.67</b>	<b>20,345,000.00</b>	<b>672,940.00</b>	<b>0.00</b>	<b>7,603,867.67</b>	<b>28,621,807.67</b>	<b>4,471,785.67</b>	<b>6,030,184.25</b>	<b>7,736,061.44</b>	<b>10,294,720.18</b>	<b>28,532,751.54</b>	<b>4,471,785.67</b>	<b>6,030,184.25</b>	<b>7,736,061.44</b>	<b>9,987,066.96</b>	<b>28,225,098.32</b>	<b>0.00</b>	<b>89,056.13</b>	<b>0.00</b>	<b>307,653.22</b>

Certified Correct:   
 JEYSON J. RENDON  
 Accountant I

Recommending Approval By:   
 MAYBELLE M. VALDEZ  
 Budget Officer - Designate

Approved By:   
 MIRAFIOR B. EMATA, PH.D.  
 Vocational School Administrator III