


STATEMENT OF APPROPRIATIONS, ALLOTMENTS, OBLIGATIONS, DISBURSEMENTS AND BALANCES
As of the Quarter Ending **June 30, 2018**

Department: Other Executive Offices
Agency: Technical Education and Skills Development Authority
Operating Unit: Cagayan de Oro (BUGO) School of Arts and Trades
Organization Code (UACS): 260411600044
Fund Cluster: 01 - Regular Agency Fund


Authorization: 01 - Current Year Appropriations
Report Status: SUBMITTED


Particulars	UACS CODE	Appropriation			Allotments					Current Year Obligations					Current Year Disbursements					Balances					
		Authorized Appropriation	Adjustments (Transfer (To)/From, Realignment)	Adjusted Appropriations	Allotments Received	Adjustments (Withdrawal, Realignment)	Transfer To	Transfer From	Adjusted Total Allotments	1st Quarter Ending March 31	2nd Quarter Ending June 30	3rd Quarter Ending Sept. 30	4th Quarter Ending Dec. 31	Total	1st Quarter Ending March 31	2nd Quarter Ending June 30	3rd Quarter Ending Sept. 30	4th Quarter Ending Dec. 31	Total	Unreleased Appropriations	Unobligated Allotment	Unpaid Obligations (15-20) = (23+24)			
1	2	3	4	5=(3+4)	6	7	8	9	10=[(6+(-7))-8+9]	11	12	13	14	15=(11+12+13+14)	16	17	18	19	20=(16+17+18+19)	21=(5-10)	22=(10-15)	23	24		
I. Agency Specific Budget																									
Specific Budgets of National Government Agencies	01101101	19,183,000.00	787,457.50	19,970,457.50	19,183,000.00			787,457.50	19,970,457.50	3,777,107.13	5,168,088.39			8,945,195.52	3,777,107.13	5,168,088.39			8,945,195.52			11,025,261.98			
Operations	3000000000000000	19,183,000.00	787,457.50	19,970,457.50	19,183,000.00			787,457.50	19,970,457.50	3,777,107.13	5,168,088.39			8,945,195.52	3,777,107.13	5,168,088.39			8,945,195.52			11,025,261.98			
OO : Employability increased and/or enhanced	3100000000000000	19,183,000.00	787,457.50	19,970,457.50	19,183,000.00			787,457.50	19,970,457.50	3,777,107.13	5,168,088.39			8,945,195.52	3,777,107.13	5,168,088.39			8,945,195.52			11,025,261.98			
TECHNICAL EDUCATION AND SKILLS DEVELOPMENT PROGRAM	3103000000000000	19,183,000.00	787,457.50	19,970,457.50	19,183,000.00			787,457.50	19,970,457.50	3,777,107.13	5,168,088.39			8,945,195.52	3,777,107.13	5,168,088.39			8,945,195.52			11,025,261.98			
Promotion, Development and Implementation of Quality Technical Education and Skills Development Programs	310300100001000	19,183,000.00	787,457.50	19,970,457.50	19,183,000.00			787,457.50	19,970,457.50	3,777,107.13	5,168,088.39			8,945,195.52	3,777,107.13	5,168,088.39			8,945,195.52			11,025,261.98			
PS		17,713,000.00		17,713,000.00	17,713,000.00				17,713,000.00	3,657,552.56	4,938,387.29			8,595,939.85	3,657,552.56	4,938,387.29			8,595,939.85			9,117,060.15			
MOOE		1,470,000.00	787,457.50	2,257,457.50	1,470,000.00			787,457.50	2,257,457.50	119,554.57	229,701.10			349,255.67	119,554.57	229,701.10			349,255.67			1,908,201.83			
Sub-Total, Agency-Specific		19,183,000.00	787,457.50	19,970,457.50	19,183,000.00			787,457.50	19,970,457.50	3,777,107.13	5,168,088.39			8,945,195.52	3,777,107.13	5,168,088.39			8,945,195.52			11,025,261.98			
PS		17,713,000.00		17,713,000.00	17,713,000.00				17,713,000.00	3,657,552.56	4,938,387.29			8,595,939.85	3,657,552.56	4,938,387.29			8,595,939.85			9,117,060.15			
MOOE		1,470,000.00	787,457.50	2,257,457.50	1,470,000.00			787,457.50	2,257,457.50	119,554.57	229,701.10			349,255.67	119,554.57	229,701.10			349,255.67			1,908,201.83			
II. Automatic Appropriations																									
Retirement and Life Insurance Premiums	01104102	1,601,000.00		1,601,000.00	1,601,000.00				1,601,000.00	395,847.96	397,674.56			793,522.52	395,847.96	397,674.56			793,522.52			807,477.48			
Operations	3000000000000000	1,601,000.00		1,601,000.00	1,601,000.00				1,601,000.00	395,847.96	397,674.56			793,522.52	395,847.96	397,674.56			793,522.52			807,477.48			
OO : Employability increased and/or enhanced	3100000000000000	1,601,000.00		1,601,000.00	1,601,000.00				1,601,000.00	395,847.96	397,674.56			793,522.52	395,847.96	397,674.56			793,522.52			807,477.48			
TECHNICAL EDUCATION AND SKILLS DEVELOPMENT PROGRAM	3103000000000000	1,601,000.00		1,601,000.00	1,601,000.00				1,601,000.00	395,847.96	397,674.56			793,522.52	395,847.96	397,674.56			793,522.52			807,477.48			
Promotion, Development and Implementation of Quality Technical Education and Skills Development Programs	310300100001000	1,601,000.00		1,601,000.00	1,601,000.00				1,601,000.00	395,847.96	397,674.56			793,522.52	395,847.96	397,674.56			793,522.52			807,477.48			
PS		1,601,000.00		1,601,000.00	1,601,000.00				1,601,000.00	395,847.96	397,674.56			793,522.52	395,847.96	397,674.56			793,522.52			807,477.48			
Sub-Total, Automatic Appropriations		1,601,000.00		1,601,000.00	1,601,000.00				1,601,000.00	395,847.96	397,674.56			793,522.52	395,847.96	397,674.56			793,522.52			807,477.48			
PS		1,601,000.00		1,601,000.00	1,601,000.00				1,601,000.00	395,847.96	397,674.56			793,522.52	395,847.96	397,674.56			793,522.52			807,477.48			
III. Special Purpose Fund																									
GRAND TOTAL		20,784,000.00	787,457.50	21,571,457.50	20,784,000.00			787,457.50	21,571,457.50	4,172,955.09	5,565,762.95			9,738,718.04	4,172,955.09	5,565,762.95			9,738,718.04			11,832,739.46			
PS		19,314,000.00		19,314,000.00	19,314,000.00				19,314,000.00	4,053,400.52	5,336,061.85			9,389,462.37	4,053,400.52	5,336,061.85			9,389,462.37			9,924,537.63			
MOOE		1,470,000.00	787,457.50	2,257,457.50	1,470,000.00			787,457.50	2,257,457.50	119,554.57	229,701.10			349,255.67	119,554.57	229,701.10			349,255.67			1,908,201.83			

Certified Correct:

Lara, Annielyn
Budget Officer
Date: 05/Jul/2018

Certified Correct:

Chief Accountant
Date:

Recommended By:

Lara, Annielyn
Director, FMS
Date: 05/Jul/2018

Approved By:

Sullano, Jr, Dr. Eulogio
Agency Head/Department
Date: 05/Jul/2018